

Backpack Design Modification

In your group, label and draw on the template below explaining ways that you could improve or modify a backpack. Your design modifications will need to include notes about:

- how secure it is;
- any special pockets;
- compartments for technology devices;
- food and drink storage;
- materials used;
- special features.



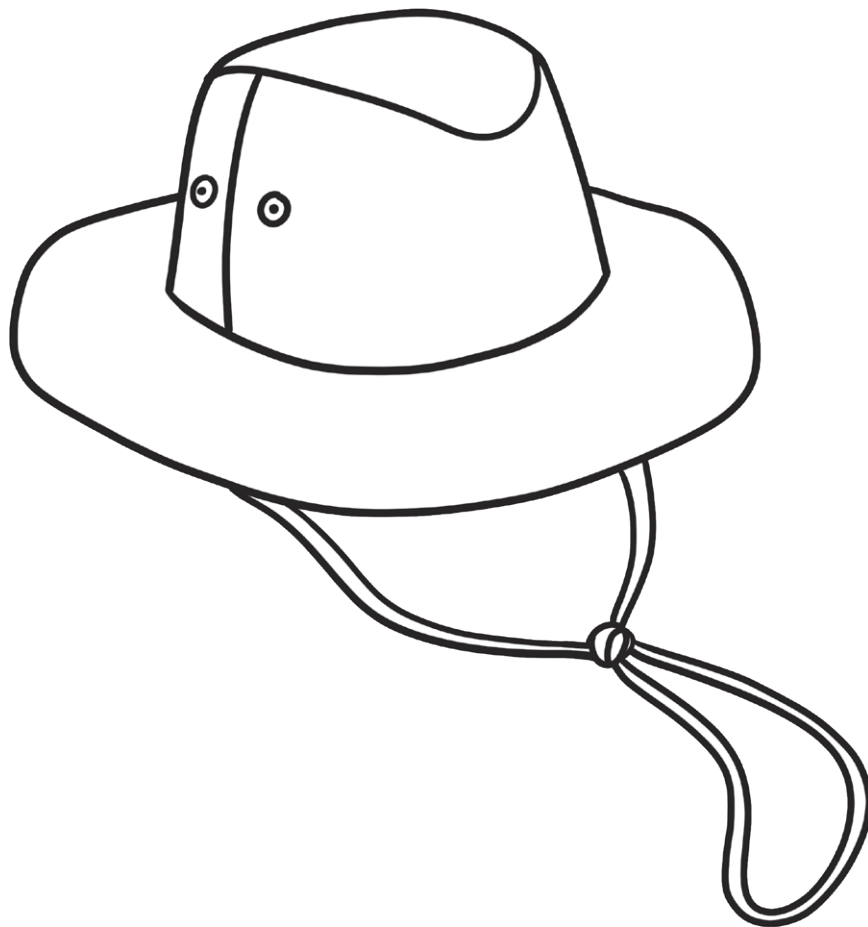
Complete the table with the modifications you have shown on the template.

	Modifications
Security	
Pockets	
Tech Compartments	
Food Storage	
Drink Storage	
Materials	
Special Features	

School Hat Design Modification

In your group, label and draw on the template below explaining ways that you could improve or modify a school hat. Your labels need to include details about:

- materials that are used;
- special pockets;
- compartments for technology devices;
- sun protection;
- shape;
- any other special features (e.g. lighting for night wear or the ability to convert the hat for another purpose).



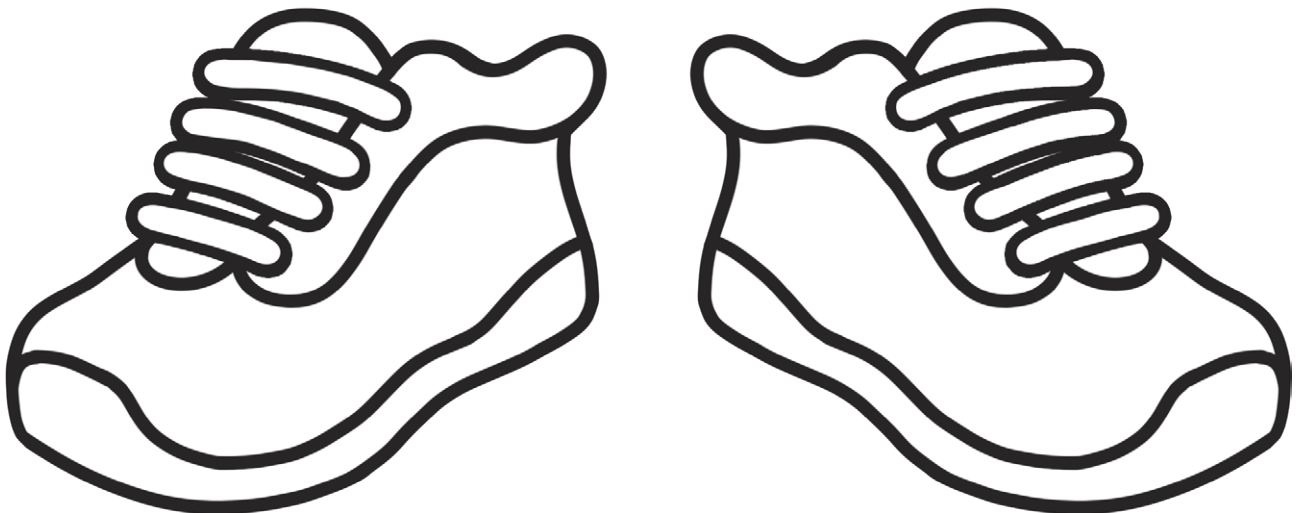
Complete the table with the modifications you have shown on the template.

	Modifications
Materials	
Pockets	
Tech Compartments	
Sun Protection	
Drink Storage	
Shape	
Special Features	

School Shoes Design Modification

In your group, label and draw on the template below explaining ways that you could improve or modify a pair of school shoes. You will need to include details about:

- the material it will be made from;
- special pockets;
- use in day and night environments;
- grip;
- visual appeal;
- exciting special features.



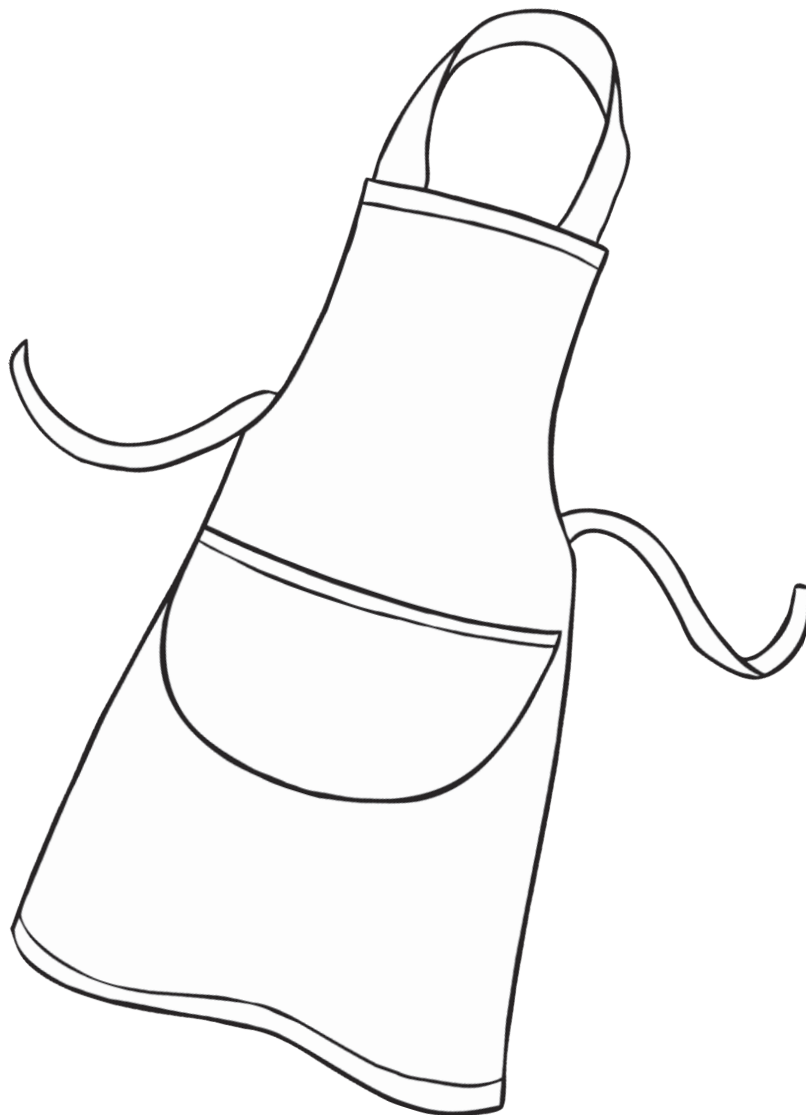
Complete the table with the modifications you have shown on the template.

	Modifications
Security	
Pockets	
Day Environment Use	
Night Environment Use	
Grip	
Visual Appeal	
Special Features	

Cooking Apron Design Modification

In your group, label and draw on the template below explaining ways that you could improve or modify a cooking apron. Your design will need to include information about:

- the material it's made from;
- special pockets;
- use inside and outside of the home;
- shape;
- safety features;
- its visual appeal.



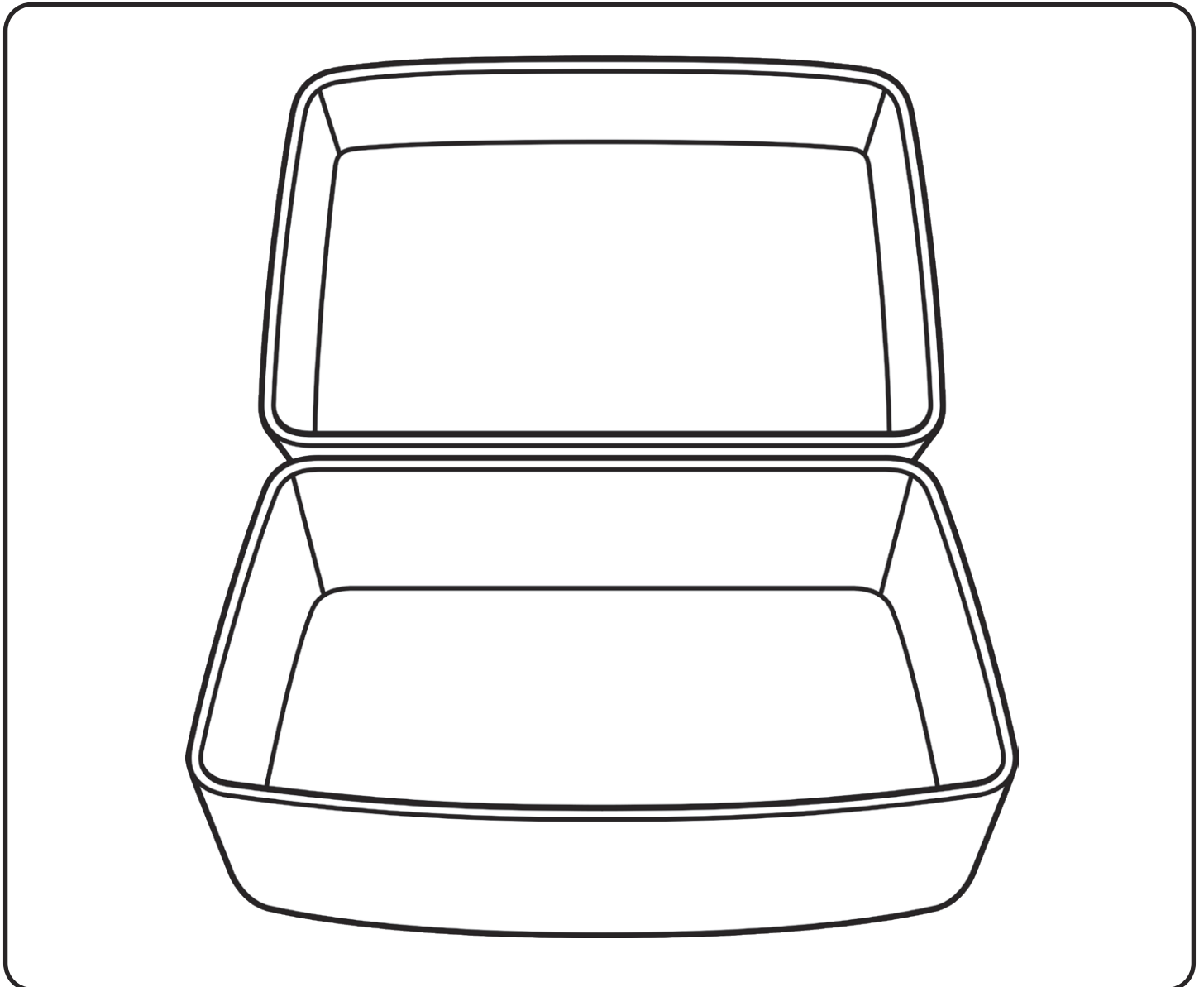
Complete the table with the modifications you have shown on the template.

	Modifications
Materials	
Pockets	
Inside the Home	
Outside the Home	
Shape	
Safety Feature	
Visual Appeal	

Lunch Box Design Modification

In your group, label and draw on the template below explaining ways that you could improve or modify a lunch box. You will need to add notes about:

- the material it's made from;
- special pockets and compartments;
- areas to store different types of foods;
- size;
- visual appeal;
- any other special features.



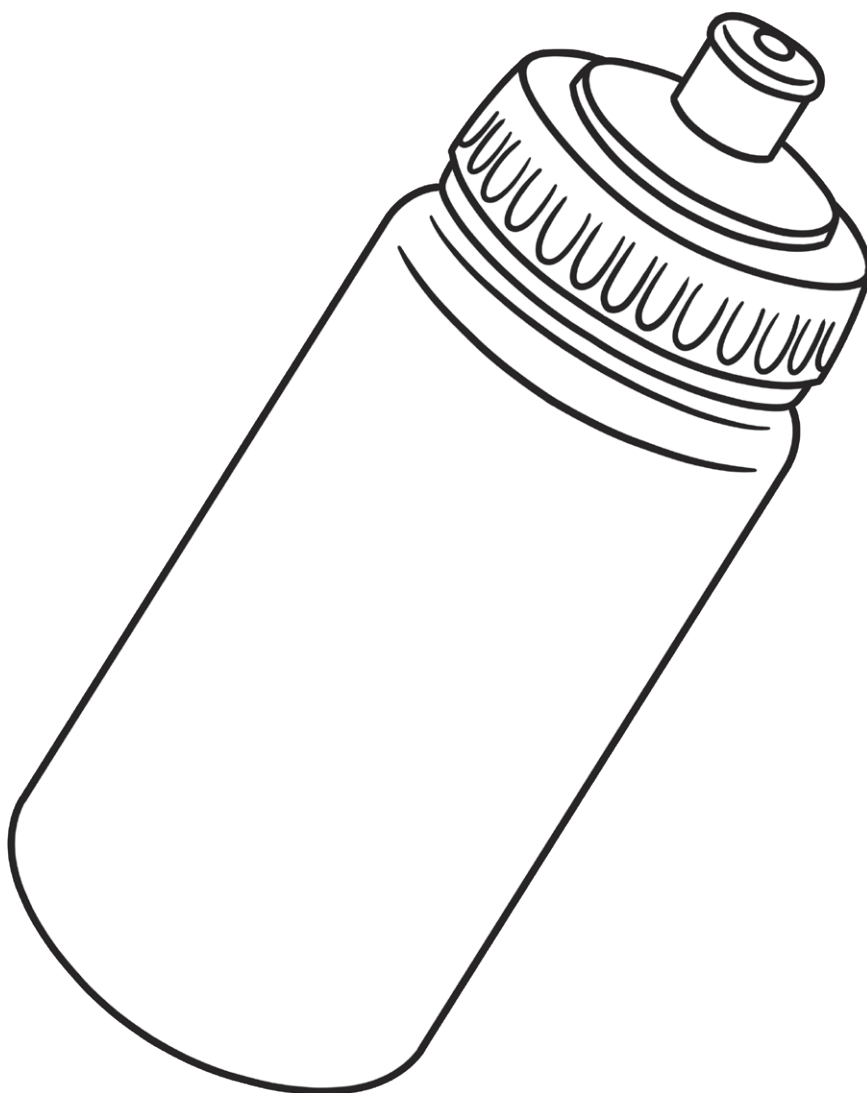
Complete the table with the modifications you have shown on the template.

	Modifications
Security	
Special Pockets	
Special Compartments	
Food Storage Areas	
Size	
Visual Appeal	
Special Features	

Drink Bottle Design Modification

In your group, label and draw on the template below explaining ways that you could improve or modify a drink bottle. You will need to add notes about:

- the material it's made from;
- the way it opens;
- how you drink from it;
- shape and size;
- visual appeal;
- any other special features.




Complete the table with the modifications you have shown on the template.

	Modifications
Security	
How It Opens	
How You Drink	
Shape	
Size	
Visual Appeal	
Special Features	

Scooter Design Modification

In your group, label and draw on the template below explaining ways that you could improve or modify a scooter. You will need to add notes about:

- the material it's made from;
- size and shape of the wheels, handlebars and base;
- controls;
- visual appeal;
- any other special features.



Complete the table with the modifications you have shown on the template.

	Modifications
Material	
Wheels	
Handlebars	
Base	
Controls	
Visual Appeal	
Special Features	